


# IMPORT

DIA Pilot Hub Mount Spline Part No.


## TOYOTA

**NOTE:** Toyota style converters have been used by a variety of manufacturers, ie. (GM, Isuzu, Mitsubishi, Volvo, etc..) in both FWD and RWD transmissions. There are several transmission models that use Toyota converters, ie. (A40 [AW55], A43D [AW71], 3040LE [A340], etc...) with certain converters that overlap model to model. The converters come in several diameters, bolt spacings, pilot designs and stack heights, therefore use caution when ordering.


### A10 (RWD)


	10"	1.257"	1.97" w/ bushing	Ring 6 holes	19	<b>TO-1</b>  TOY-2
<b>Code:</b> 1965-70; Corona, Crown Mounting ring has 6 threaded holes & 1 line-up hole						


### A20

	9"	1.100"	1.652" Ears	Ring 6 holes	18	<b>TO-2</b>  TOY-4
<b>Code:</b> 1968-74; Corona, Corolla Mounting ring has 6 threaded holes						

### A30

	10"	1.100"	1.772" Ears	Ring 6 holes	23	<b>TO-3</b>  TOY-5
<b>Code:</b> 1972-73; Corolla Mounting ring has 6 threaded holes & 1 line-up hole						

	10"	1.257"	1.772" Ears	Ring 6 holes	23	<b>TO-4</b>  TOY-3
<b>Code:</b> 1967-73; Corona, Crown Mounting ring has 6 threaded holes & 1 line-up hole						

	10"	1.257"	1.772" Ears	Ring 6 holes	23	<b>TO-5</b>  TOY-3A
<b>Code:</b> 1967-73; Carina, Crown, Mark III Mounting ring has 6 threaded holes & 1 line-up hole						



DIA Pilot Hub Mount Spline Part No.

## TOYOTA

### A30 (continued)

	<p>10.5"</p>	<p>1.100"</p>	<p>1.772" Ears</p>	<p>Ring 6 holes</p>	<p>23</p>	<p><b>TO-6</b>  TOY-6A</p>
<p><b>Code:</b> 1973-76; Corona Mounting ring has 6 threaded holes</p>						
	<p>10.5"</p>	<p>1.257"</p>	<p>1.772" Ears</p>	<p>Ring 6 holes</p>	<p>23</p>	<p><b>TO-7</b>  TOY-6</p>
<p><b>Code:</b> 1973-74; Celica, Pickup Mounting ring has 6 threaded holes</p>						

### A40, AW55 (3 Speed) Toyota Applications

	<p>10.25"</p>	<p>1.257" Solid</p>	<p>1.498" Slot</p>	<p>Ring 6 holes</p>	<p>26</p>	<p><b>TO-8</b>  TOY-7</p>
<p><b>Code:</b> 1973-80; Celica, Corolla, Corona Mounting ring has 6 threaded holes</p>						
	<p>10.25"</p>	<p>1.100" Solid</p>	<p>1.498" Slot</p>	<p>Ring 6 holes</p>	<p>26</p>	<p><b>TO-9</b>  TOY-8</p>
<p><b>Code:</b> 1973-80; Celica, Corolla, Corona Mounting ring has 6 threaded holes</p>						
	<p>10.25"</p>	<p>1.100" Solid</p>	<p>1.498" Slot</p>	<p>6 Pads</p>	<p>26</p>	<p><b>TO-10</b>  TOY-10</p>
<p><b>Code:</b> 1976-84; Pickup, Celica w/ 20R or 22R engine 9" Bolt circle dia.</p>						
	<p>10.25"</p>	<p>1.257" Solid</p>	<p>1.498" Slot</p>	<p>6 Pads</p>	<p>26</p>	<p><b>TO-13</b>  TOY-9</p>
<p><b>Code:</b> 1976-84; Pickup, Celica w/ 20R or 22R engine 9" Bolt circle dia.</p>						


A40, AW55 (3 Speed) Toyota (continued next page) ...

# IMPORT


DIA Pilot Hub Mount Spline Part No.


## TOYOTA


### A40, AW55 (3 Speed) Toyota Applications (continued)

	9.5"	1.100" Cup	1.498" Slot	6 Pads	26	<b>TO-20</b>  TOY-13
<b>Code:</b> 1980-84; Celica, Corolla, Isuzu, Starlet 7.875" Bolt circle dia.						


### A40, AW55 (3 Speed) Volvo Applications


	10.25"	.750"	1.498" Slot	Ring 4 holes	26	<b>TO-11</b>  FBW-V9
<b>Code:</b> 5009 (same code as VO-8 (FBW-V8)) 1976-on; 4 cyl. engine & 1976-79 240 w/ AW55 Mounting ring has 4 threaded holes						

	10.25"	.750"	1.498" Slot	Ring 4 Holes	26	<b>TO-21</b>  FBW-V11
<b>Code:</b> 1981-on; 4 cyl. engine High stall; Mtg. ring has 4 threaded holes & 2 line-up						

	10.25"	.750"	1.498" Slot	Ring 4 Holes	26	<b>TO-21LS</b>  FBW-V16
<b>Code:</b> 1981-on; 4 cyl. engine Low stall; Mtg. ring has 4 threaded holes & 2 line-up						

### A40D, AW70/71 (4 Speed) Toyota Applications (also Isuzu, Kia, Suzuki)

	10.25"	1.257" Cup	1.498" Slot	6 Pads	26	<b>TO-12</b>  TOY-11
<b>Code:</b> 1976-on; Celica, Corona, Cresida - A40D, A42D, A43D Non-lockup; <b>Normal stall.</b>						

	10.25"	1.257" Cup	1.498" Slot	6 Pads	26	<b>TO-12HS</b>  TOY-12
<b>Code:</b> Same as TO-12 (TOY-11) but high stall Non-lockup; <b>High stall.</b>						



DIA Pilot Hub Mount Spline Part No.

## TOYOTA

### A40D, AW70/71 (4 Speed) Toyota Applications (also Isuzu, Kia, Suzuki)

	10.25"	1.100" Cup	1.498" Slot	6 Pads	26	TO-15	
<p><b>Code:</b> Corolla w/ A40D/ Isuzu pickup Non-lockup; 9" Bolt circle dia.</p>							TOY-14
	11.25"	1.257" Dish	1.498" Slot	6 Pads	26	TO-17	
<p><b>Code:</b> 1982-on; Celica, Cressida, Van - A43DE/L, A45DL Lockup; <b>Low stall.</b></p>							TOY-15
	11.25"	1.257" Dish	1.498" Slot	6 Pads	26	TO-17HS	
<p><b>Code:</b> 1985; Supra w/ A43DE Lockup; <b>High stall.</b></p>							TOY-16
	11.375"	1.100" Cup	1.498" Slot	6 Pads	26	TO-23	
<p><b>Code:</b> 8G, Yellow dot 1983-up; Isuzu Pickup 2.6L, Impulse w/ A44DL Lockup, 9" Bolt circle dia.</p>							TOY-23
	9.5"	1.100" Cup	1.498" Slot	6 Pads	26	TO-24	
<p><b>Code:</b> 1986; Corolla w/ A42DL Lockup; 7.75" Bolt circle dia.</p>							TOY-18
	10.375"	1.257" Hollow Hat	1.498" Slot	6 Pads	20	TO-45	
<p><b>Code:</b> 019N 1990-on; Previa van w/ A46DE, A46DF Lockup; 9mm thread pitch</p>							TOY-25
	10.375"	1.257" Hollow Hat	1.498" Slot	6 Pads	20	TO-45TT	
<p><b>Code:</b> 005Z 1990-on; Non-lockup; 9mm thread pitch.</p>							TOY-26




A40D, AW70/71 (4 Speed) Toyota Applications (also Isuzu, Kia, Suzuki) (continued on next page) ...

# IMPORT

DIA Pilot Hub Mount Spline Part No.

## TOYOTA

### A40D, AW70/71 (4 Speed) Toyota Applications (also Isuzu, Kia, Suzuki) (cont.)

	<p>11.25"</p>	<p>1.257" Dish</p>	<p>1.498" Slot</p>	<p>6 Pads</p>	<p>26</p>	<p><b>TO-60</b>  TOY-15A</p>
	<p>10.375"</p>	<p>1.375" Hat</p>	<p>1.498" Slot</p>	<p>6 Pads</p>	<p>20</p>	<p><b>TO-59</b>  TOY-59</p>
	<p>9.75"</p>	<p>.650" Solid</p>	<p>1.498" Slot</p>	<p>3 Pads</p>	<p>26</p>	<p><b>TO-55</b>  TOY-58</p>
<p><b>PHOTO NOT AVAILABLE</b></p>	<p>9.75"</p>	<p>.650" Solid</p>	<p>1.498" Slot</p>	<p>6 Pads</p>	<p>26</p>	<p><b>TO-66</b>  NA</p>
<p><b>PHOTO NOT AVAILABLE</b></p>	<p>10.375"</p>	<p>.825" Solid</p>	<p>1.498" Slot</p>	<p>6 Pads</p>	<p>20</p>	<p><b>TO-70</b>  NA</p>
<p><b>PHOTO NOT AVAILABLE</b></p>	<p>10.25"</p>	<p>.825" Solid</p>	<p>1.498" Slot</p>	<p>4 Pads</p>	<p>20</p>	<p><b>TO-72</b>  NA</p>



DIA Pilot Hub Mount Spline Part No.

## TOYOTA

### A40D, AW70/71 (4 Speed) Volvo Applications








	10.25"	1.575"	1.498" Slot	Ring 4 Holes	26	<b>VO-10</b>  <i>FBW-V12</i>
	10.25"	.750"	1.498" Slot	Ring 4 Holes	26	<b>TO-21LS</b>  <i>FBW-V16</i>
	10.25"	.750"	1.498" Slot	Ring 4 Holes	26	<b>TO-21</b>  <i>FBW-V11</i>
	11.375"	.750"	1.498" Slot	4 Pads	26	<b>TO-36LS</b>  <i>FBW-V17</i>
	11.375"	.750"	1.498" Slot	4 Pads	26	<b>TO-36</b>  <i>FBW-V18</i>
	9.5"	.750"	1.498" Slot	Ring 6 Holes	26	<b>TO-47</b>  <i>NA</i>

# IMPORT

DIA Pilot Hub Mount Spline Part No.

## TOYOTA





### A340 Series (Isuzu, Toyota, Volvo Applications)

	11.375"	1.100" Cup	1.498" Slot	6 Thin Pads	26	<b>TO-33</b>  Code: Pink dot 1988-91; <b>Isuzu</b> Trooper, Trooper II, Pickup 2.6L, 2.8L .375" Tall mounting pads; 9.6" Bolt circle dia. <i>TOY-24</i>
	11.375"	1.100" Cup	1.498" Slot	6 Thick Pads	26	<b>TO-38</b>  Code: Black dot 1988-91; <b>Isuzu</b> Trooper, Trooper II, Pickup 2.6L, 2.8L .500" Tall mounting pads; 9.6" Bolt circle dia. <i>TOY-20</i>
	11.375"	1.257" Cup	1.498" Slot	6 Pads	26	<b>TO-26</b>  Code: Blue & Black paint dots 1985-on; 4-Runner, Cressida, Supra 2.8L/ 3.0L, <b>Isuzu</b> & Tacoma 3.4L. 9" Bolt circle dia.; .5" tall mtg. pads <i>TOY-340</i>
	11.375"	1.257" Hat	1.498" Slot	6 Pads	26	<b>TO-40</b>  Code: Green paint circle, Blue paint dot 1986-on; Pickup 2.4L 9" bolt circle dia.; .375" tall mtg. pads <i>TOY-348</i>
	11.375"	1.257" Hat	1.498" Slot	6 Pads	26	<b>TO-27</b>  Code: Blue paint circle, Red paint dot 1988-on; 4-Runner, Pickup 9.125" Bolt circle dia.; <b>Low stall.</b> <i>TOY-341L</i>
	11.375"	1.257" Hat	1.498" Slot	6 Pads	26	<b>TO-27HS</b>  Code: Pink paint circle, Blue paint dot 1989-on; 4-Runner, Pickup 9.125" Bolt circle dia. ; <b>High stall.</b> <i>TOY-341H</i>
	11.375"	1.257" Hat	1.498" Slot	6 Pads	20	<b>TO-27-20</b>  Code: 1993-on; T100 3.4L <b>Low Stall.</b> <i>TOY-347L</i>

DIA Pilot Hub Mount Spline Part No.

## TOYOTA

### A340 Series (Isuzu, Toyota, Volvo Applications) (continued)

	<p>11.375"</p>	<p>1.257" Hat</p>	<p>1.498" Slot</p>	<p>6 Pads</p>	<p>20</p>	<p><b>TO-27-20HS</b>  TOY-347H</p>
	<p>11.5"</p>	<p>1.257" Hat</p>	<p>1.498" Slot</p>	<p>6 Pads</p>	<p>20</p>	<p><b>TO-44</b>  TOY-344</p>
	<p>11.5"</p>	<p>1.257" Hat</p>	<p>1.498" Slot</p>	<p>6 Pads</p>	<p>20</p>	<p><b>TO-44-1</b>  TOY-344A</p>
<p><b>PHOTO NOT AVAILABLE</b></p>	<p>10.5"</p>	<p>1.375" Hat</p>	<p>1.498" Slot</p>	<p>6 Pads</p>	<p>20</p>	<p><b>TO-54</b>  FBW-V58</p>
	<p>11.375"</p>	<p>.825" Hat</p>	<p>1.498" Slot</p>	<p>6 Pads</p>	<p>20</p>	<p><b>TO-58</b>  FBW-V19</p>





# IMPORT


DIA Pilot Hub Mount Spline Part No.

## TOYOTA


### A343F

	12"	1.257" Hat	1.498" Slot	6 Pads	20	<b>TO-56</b>  TOY-370
<b>Code:</b> 5E11U 1995-Up; Landcruiser						
	12"	1.257" Hat	1.498" Slot	6 Pads	20	<b>TO-61</b>  TOY-371
<b>Code:</b> 003R 5B10U 1995-Up;						

### A440F/A442F

<p><b>PHOTO NOT AVAILABLE</b></p>	11.5"	1.375" Cup	1.654" Slot	6 Pads	20	<b>TO-34</b>  TOY-440
<b>Code:</b> White paint dot 1987-92; Landcruiser						
<p><b>PHOTO NOT AVAILABLE</b></p>	11.5"	1.650"	1.654" Slot	6 Pads	20	<b>TO-46</b>  TOY-441
<b>Code:</b> Purple paint dot 1992-on; Landcruiser						
	12"	1.275" Cup	1.654" Slot	6 Pads	20	<b>TO-53</b>  TOY-442
<b>Code:</b> 51 1993-95; Landcruiser 4.5L, Samurai						

### A650 5 Speed

	11.375"	1.275" Hat	1.654" Slot	6 Pads	20	<b>TO-90</b>  NA
<b>Code:</b> 1998-Up; 3.0/4.0L, Lexus <b>Low stall.</b> 9 1/8" bolt circle.						

DIA Pilot Hub Mount Spline Part No.

## TOYOTA

### A55/A55F (FWD)



8.875"	1.100"	1.498" Slot	Ring 12 holes	15	<b>TO-14</b>  TOY-55/F
<b>Code:</b> 2WD/4WD applications 2.160" hub length					

### A130, A140, A210, A240 Series - Toyota, Suzuki Applications (non-lockup)



9.5"	1.100" Cup	1.498" Slot	6 Pads	26	<b>TO-20</b>  TOY-141
<b>Code:</b> Black paint dot 1984-on; Corolla Non-lockup; Straight Ribs					



9.5"	1.100" Cup	1.498" Slot	6 Pads	26	<b>TO-22</b>  TOY-132 TOY-137
<b>Code:</b> 1988-on; Geo Metro, <b>Suzuki</b> Non-lockup; 45 deg. Ribs					



9.5"	1.100" Cup	1.498" Slot	6 Pads	26	<b>TO-29</b>  TOY-133
<b>Code:</b> 1985-on; Sprint, <b>Suzuki</b> Non-lockup; High Stall; Bell Shaped Primary					



9.5"	.394"	1.498" Slot	6 Pads	26	<b>TO-31</b>  TOY-138
<b>Code:</b> 1989 <b>Daihatsu</b> Non-lockup					








A130, A140, A210, A240 Series - Toyota Applications (lockup) (continued on next page)...

# IMPORT

DIA Pilot Hub Mount Spline Part No.

## TOYOTA


### A130, A140, A210, A240 Series - Toyota Applications (lockup)

	11"	1.257" Mushroom	1.498" Slot	6 Pads	26	<b>TO-18</b>  Code: 1983-on; Camry 4 cyl., Celica A142E, Corolla A130L Lockup  TOY-140/G
	9.5"	1.100" Cup	1.498" Slot	6 Pads	26	<b>TO-19</b>  Code: Black paint dot 1984-on; Chevy Nova, Corolla FX16 Lockup; 10 deg. Ribs; Mtg. pads .316" inside depth  TOY-241
	10.25"	1.100"	1.498" Slot	6 Pads	26	<b>TO-39</b>  Code: "7" in white paint 1987-on; Corolla, MR2(2.2L), Prizm, Tercel; Celica(92) Lockup; 20 deg. Ribs  TOY-135
	9.5"	1.100" Cup	1.498" Slot	6 Pads	26	<b>TO-48</b>  Code: Green paint circle 1987-89; MR2 1.6L w/ supercharger, Corolla Lockup; 20 deg. Ribs; 8mm threads  TOY-136
	10.25"	1.257" Dish	1.498" Slot	Ring 6 Holes	26	<b>TO-41</b>  Code: White paint ring/ Purple paint dot 1989; Celica GTS Mounting ring with 6 threaded holes; Lockup  TOY-134
	10.25"	1.257" Mushroom	1.498" Slot	6 Pads	26	<b>TO-42</b>  Code: 1992-Up; Camry 4 cyl. engine Lockup, Straight ribs, 8mm threads.  TOY-542/A
	10.25"	1.257" Hollow Hat	1.498" Slot	6 Pads	26	<b>TO-88</b>  Code: 011P, 016Y, 018S or 16u (metal stamp) 1990-on; Celica with A241, Camry 4x4 (90-91) Low stall; Lockup  TOY-150


DIA Pilot Hub Mount Spline Part No.


## TOYOTA


### A130, A140, A210, A240 Series - Toyota Applications (lockup)

	10.25"	1.257" Hollow Hat	1.498" Slot	6 Pads	26	<b>TO-88HS</b>
	<b>Code:</b> 017V 1990-on; Celica with A241 <b>High stall; Lockup</b>					TOY-151

### A540, A541 Series

	11.375"	1.257" Hollow Hat	1.498" Slot	6 Pads	26	<b>TO-18-9</b>
	<b>Code:</b> Blue circle around pilot 1988-93; Camry 6 cyl., Lexus ES250 Machined groove around end of pilot					TOY-540

	10.25"	1.257" Hollow Hat	1.498" Slot	6 Pads	26	<b>TO-42LS</b>
	<b>Code:</b> Machined groove around end of pilot 1991-on; Lexus ES300, Camry 6 cyl. (94-on) A541E Ribs angled 20 deg. left; 9mm thread pitch					TOY-541

	11.75"	1.257" Hollow Hat	1.498" Slot	6 Pads	20	<b>TO-51</b>
	<b>Code:</b> L 1994-on; Camry/Lexus w/A541E 9mm threads.					TOY-543/A

# IMPORT



DIA Pilot Hub Mount Spline Part No.

## TOYOTA

### U140

<b>PHOTO NOT AVAILABLE</b>	11"	1.257"	1.498" Slot	6 Pads	26	<b>TO-64</b>
	<b>Code:</b> L metal Stamp (pilot side) 1999; Lexus RX300 2WD 6 mounting lugs on 9.5" bolt circle.					NA

### U240

	10.25"	1.100"	1.498" Slot	6 Pads	26	<b>TO-80</b>
<b>Code:</b> 2000-Up Celica GTS 1.8L 7.9" bolt hole dia. 9mm threads.					TOY-U2	

### U340

<b>PHOTO NOT AVAILABLE</b>	INFO NOT YET AVAILABLE					<b>TO-85</b>
	<b>Code:</b> 2000-Up; Echo					NA

## Transtar's Web site is an electronic vehicle on which you'll find:

- ✦ Downloadable replacement parts catalogs
- ✦ Product information and bulletins
- ✦ Industry information and seminars
- ✦ Corporate information, including employment opportunities

**Visit**

**[www.transtarindustries.com](http://www.transtarindustries.com)**

**TRANSTAR**  
TRANSTAR INDUSTRIES, INC.



TORQUE CONVERTERS

REBUILDER KITS

ELECTRICAL

HARD PARTS

- \* Who We Are
- \* The Transtar Family
- \* What's New
- \* Request a Catalog
- \* Supplier Partners
- \* Employment at Transtar
- \* The StarSystem



Introducing a whole new way to order transmission parts.