


IMPORT

DIA Pilot Hub Mount Spline Part No.


AUDI

See VW section for applications



	10.375"	.825"	1.648" w/ bushing	4 Pads	26	VW-5 VKS-3
Code: "N" metal stamp on mounting pad 1985-on; Audi 5000S, 9.875" Bolt circle dia. (See VW section for applications)						

AISIN WARNER

450-43LE

	12.5"	1.572"	1.652" Slot	6 Plates	20	TO-67 AW-450
Code: 1998-Up; Isuzu truck. Lock-up.						
<p style="text-align: center;">PHOTO NOT AVAILABLE</p>	12.5"	.785"	1.652" Slot	4 Pads	20	TO-77 NA
Code: 1999-Up; Lock-up.						
<p style="text-align: center;">PHOTO NOT AVAILABLE</p>	12.5"	1.257"	1.652" Slot	6 Pads	20	TO-78 NA
Code: Orange spot. 1999-Up; Nissan truck. Lock-up.						


5040/42LE

	10.25"	.825"	1.498" Slot	6 Pads	26	TO-52 FBW-V52
Code: 16U, HO6, Q2 1993-Up; Volvo 850						
	10.125"	.825"	1.498" Slot	6 Pads	26	TO-62 FBW-V20
Code: 40A010, U3F10 1994-Up; Saab , 1" Tall Pads.						


DIA Pilot Hub Mount Spline Part No.

AISIN WARNER

5040/42LE

	<p>10.25"</p>	<p>.825"</p>	<p>1.498" Slot</p>	<p>6 Pads</p>	<p>26</p>	<p>TO-68 NA</p>
<p>Code: 40A030 1996-Up; Saab 2.0L</p>						
<p>PHOTO NOT AVAILABLE</p>	<p>11.125"</p>	<p>.825"</p>	<p>1.498" Slot</p>	<p>6 Pads</p>	<p>26</p>	<p>TO-74 NA</p>
<p>Code: 42A010 1998; Volvo 2.3L, 1999 Saab 2.3L.</p>						
<p>PHOTO NOT AVAILABLE</p>	<p>10"</p>	<p>1.257"</p>	<p>1.498" Slot</p>	<p>6 Pads</p>	<p>26</p>	<p>TO-75 NA</p>
<p>Code: 16U</p>						

6040LE

	<p>9.5"</p>	<p>.825"</p>	<p>1.498" Slot</p>	<p>6 Pads</p>	<p>16</p>	<p>TO-57 TOY-60</p>
<p>Code: 60A080 Suzuki Esteem</p>						
<p>PHOTO NOT AVAILABLE</p>	<p>9.75"</p>	<p>.825"</p>	<p>1.498" Slot</p>	<p>3 Pads</p>	<p>16</p>	<p>TO-71 NA</p>
<p>Code: 60A010 Chevrolet Monza</p>						

IMPORT

HONDA / ACURA








NOTE: The following is a general guide for Honda and Acura torque converters. Listed below is the transmission code, vehicle, years, transmission type and converter part number. This is intended as a quick reference, please refer to the actual sections for more detailed information.

CODE	VEHICLE	YEARS	TRANS	CONV.	WEST COAST
AK	Accord 2/3/4dr	80-82	3 Speed	HO-1	H36
AK	Accord 2/3/4dr	83	2 Shaft	HO-1	H36
AOYA	Accord 2/3/4dr-Wg	94-97	3 Shaft	HO-17	H17
APX4	Accord Wg	92	3 Shaft	HO-12	H14/H21
APXA	Accord 2/3/4dr-Wg	91-93	3 Shaft	HO-12	H14/H21
AS	Accord 2/3/4dr	84-85	2 Shaft	HO-1	H36
B7XA	Accord 3.0L V6	98-99	3 Shaft	HO-18	H22
BAXA	Accord 2.3L	98	3 Shaft	HO-12	H14/H21
BOYA	Accord	94-97	3 Shaft	HO-17	H17
F4	Accord 2/3/4dr	86-89	2 Shaft	HO-7	H38
MPOA	Accord 2/3/4dr-Wg	94-97	3 Shaft	HO-17	H17
MPWA	Accord	92	3 Shaft	HO-12	H14/H21
MPXA	Accord 2/3/4dr-Wg	91-93	3 Shaft	HO-12	H14/H21
MPZA	Accord 4dr V6	95-97	3 Shaft	HO-18	H22
PX4B	Accord 2/3/4dr	90	3 Shaft	HO-13	H13
A24A	Civic 2/3/4dr	93-95	3 Shaft	HO-16	H16
A24A	Civic 4dr	96	2 Shaft	HO-16	H16
A2YA	Civic 3/4dr	92-95	3 Shaft	HO-16	H16
A4RA	Civic Sedan 3 dr	96	2 Shaft	HO-16	H16
AJ	Civic Hatchback	81	3 Speed	HO-1	H36
AW	Civic 3/4dr-CRX	84-85	3 Speed	HO-3	H6
B46A	Civic 1.6L	97-98	2 Shaft	HO-16	H16
B4RA	Civic 1.6L	97-98	2 Shaft	HO-16	H16
CA	Civic 3/4dr-CRX	86-87	2 Shaft	HO-2B	H36A
L4	Civic 3/4 dr-CRX	88-91	2 Shaft	HO-10	H11
L4	Civic Wg- 4WD	88-91	3 Shaft	NA	NA
M24A	Civic 4dr-Del Sol	92-97	3 Shaft	HO-16	H16
M4RA	Civic 1.6L	97-98	2 Shaft	HO-16	H16
M4TA	CR-V 2/4WD	97-98	3 Shaft	NA	NA
M4VA	Civic HX - 2dr	96-97	CVT	NA	NA
MDLA	CR-V 2/4WD	97-98	3 Shaft	NA	NA
ML4A	Civic 4 dr/CRX	91	2 Shaft	HO-10	H11
MLYA	Civic	2001	CVT	NA	NA
MPSA	Civic Wagon 4WD	91	3 Shaft	NA	NA
S24A	Del Sol	93-97	3 Shaft	HO-16	H16
S24A	Civic Sedan 4dr	96	2 Shaft	NA	NA
S5	Civic 1.6L AWD	89-90	2 Shaft	NA	NA
SLYA	Civic	02-03	CVT	NA	NA








HONDA

CODE	VEHICLE	YEARS	TRANS	CONV.	WEST COAST
B7TA B7YA BYBA MDWA MPJA	Odyssey Odyssey V6 Odyssey - 5 Speed Odyssey Odyssey	99-01 99 02-Up 95-98 95-98	3 Shaft 3 Shaft 5 Speed 3 Shaft 3 Shaft	HO-21 HO-21 NA HO-12 HO-12	<i>H23</i> <i>H23</i> <i>NA</i> <i>H21</i> <i>H21</i>
RMQ	Passport (4L30E)	94-98	4 Speed	B-25CODE	<i>NA</i>
AK AS F4 K4 M6HA MP1A MY8A PY8A	Prelude Prelude Exc. F.I. Prelude F.I. Prelude Prelude Prelude Prelude Prelude	79-83 84-87 85-87 88-89 92-98 92-98 91 90	3 Speed 2 Shaft 2 Shaft 2 Shaft 3 Shaft 3 Shaft 2 Shaft 2 Shaft	NA HO-1 HO-7 HO-11 HO-18 HO-12 HO-11 HO-11	<i>NA</i> <i>H36</i> <i>H38</i> <i>H10</i> <i>H22</i> <i>H14/H21</i> <i>H10</i> <i>H10</i>
A6VA B6VA B7VA B7WA M1WA M5DA M5HA M7WA M7ZA MGFA	Acura 2.2CL Acura 2.3CL Acura 3.2TL, 2.5TL Acura 3.2TL Acura 2.5 TL Acura 3.5RL V6 Acura 3.2 TL Acura 3.2TL Acura 3.0CL Acura 3.2CL	96-97 98 99 01-Up 95-98 96-98 96-98 00-Up 96-98 01-Up	3 Shaft 3 Shaft 3 Shaft 5 Speed In-Line In-Line In-Line 5 Speed 3 Shaft 5 Speed	HO-17 HO-12 NA NA HO-23 NA NA NA HO-18 NA	<i>H17</i> <i>H14/H21</i> <i>NA</i> <i>NA</i> <i>NA</i> <i>NA</i> <i>NA</i> <i>NA</i> <i>H22</i> <i>NA</i>
CA MP7A MPRA PI RO S4XA SKWA SP7A	Acura Integra 3/4dr Acura Integra 3/4 dr Acura Integra 3/4dr Acura Integra 3/4dr Acura Integra 3/4dr Acura Integra 3/4dr Acura Integra Acura Integra 3/4dr	86-87 94-98 91-93 88-89 90 94-98 90 94-98	2 Shaft 3 Shaft 3 Shaft 2 Shaft 3 Shaft 3 Shaft 3 Shaft 3 Shaft	HO-2B HO-16 HO-12 HO-10 HO-13 NA NA HO-16	<i>H36A</i> <i>H16</i> <i>H14/H21</i> <i>H11</i> <i>H13</i> <i>NA</i> <i>NA</i> <i>H16</i>
G4 L5 MPYA PL5X	Acura Legend Sedan Acura Legend Sedan/Coupe Acura Legend Sedan/Coupe Acura Legend Sedan/Coupe	86-87 87-89 91-96 90	2 Shaft 2 Shaft In-Line 2 Shaft	HO-9 HO-8 HO-14 HO-8	<i>H9</i> <i>H12</i> <i>H15</i> <i>H12</i>
BGHA MGHA	MDX - 5 Speed MDX - 5 Speed	02 01	5 Speed 5 Speed	NA NA	<i>NA</i> <i>NA</i>
MPWA MR9A	Acura Vigor Acura NSX	92-94 91-98	In-Line 3 Shaft	HO-15 HO-22	<i>H18</i> <i>NA</i>






IMPORT

	DIA	Pilot	Hub	Mount	Spline	Part No.
HONDA / ACURA						
	10.5"	.945"	1.478" 36 teeth	Ring 8 holes	19	HO-1 <i>H36</i>
			Code: NO, P4 103 tooth ring gear; Lockup.			
	10.5"	.945"	1.478" 36 teeth	Ring 8 holes	19	HO-2B <i>H36A</i>
			Code: HK3, H13, H16, HAM, metal stamp: "A", "E" 103 tooth ring gear; Lockup.			
	10.5"	.945"	1.478" 36 teeth	Ring 8 holes	19	HO-3 <i>H6</i>
			Code: 13, 15 103 tooth ring gear; Lockup.			
	10.5"	.945"	1.478" 36 teeth	Ring 8 holes	19	HO-5 <i>H7</i>
			Code: 103 tooth ring gear; Non-lockup.			
	10.5"	.945"	1.532" 38 teeth	Ring 8 holes	22	HO-7 <i>H38</i>
			Code: 4F, F4, FM4, PH45, 45H, metal stamp: "B", "C" 103 tooth ring gear; Lockup.			
	11.5"	.945"	1.532" 38 teeth	Ring 8 holes	22	HO-8 <i>H12</i>
			Code: 27, 27M, 27N, metal stamp: "N" by hub 114 tooth ring gear; 1.5625" Hub length, Lockup.			
	11.5"	.945"	1.532" 38 teeth	Ring 8 holes	22	HO-9 <i>H9</i>
			Code: 25, 25AR, metal stamp: "K" next to hub 114 tooth ring gear; 1.5" Hub length, Lockup.			



	DIA	Pilot	Hub	Mount	Spline	Part No.
HONDA / ACURA						
	10.5"	.945"	1.532" 38 teeth	Ring 8 holes	19	HO-10 <i>H11</i>
Code: L15, L16, S16, metal stamp: "A", "B" by hub 107 tooth ring gear; Lockup.						
	10.875"	.945"	1.532" 38 teeth	Ring 8 holes	22	HO-11 <i>H10</i>
Code: K1, K2, K3, 3K, Y8, metal stamp: "P" by hub 107 tooth ring gear; Lockup.						
	10.875"	.945"	1.532" 38 teeth	Ring 8 holes	22	HO-12 <i>H14/H21</i>
Code: 4B0, 4B6, P5M, PCA, PAA, metal stamp: "4M" by pilot 114 tooth ring gear; Lockup.						
	10.5"	.945"	1.532" 38 teeth	Ring 8 holes	22	HO-13 <i>H13</i>
Code: R18, metal stamp: "C" next to hub Some have groove on ring gear, 114 tooth ring gear; Lockup.						
	11.125"	.945"	1.532" 39 teeth	6 Pads	23	HO-14 <i>H15</i>
Code: Y4, metal stamp: "=" next to hub No ring gear; Lockup.						
	10.5"	.945"	1.532" 38 teeth	Ring 8 holes	22	HO-15 <i>H18</i>
Code: PW7, metal stamp: "5" by pilot, "Y" by hub No ring gear; Lockup.						
	10.5"	.945"	1.532" 38 teeth	Ring 8 holes	22	HO-16 <i>H16</i>
Code: 216, AB, P56, metal stamp: "A", "B" by hub 109 tooth ring gear; Lockup.						

IMPORT

	DIA	Pilot	Hub	Mount	Spline	Part No.
HONDA / ACURA						
	9.75"	.945"	1.532" 38 teeth	Ring 8 holes	22	HO-17 <i>H17</i>
Code: AAO, AYA, metal stamp: "I" next to hub 114 tooth ring gear						
	11.5"	.945"	1.532" 38 teeth	Ring 8 holes	22	HO-18 <i>H22</i>
Code: P8A, P8C, E7E, metal stamp: "U15" 121 tooth ring gear; Lockup.						
	9.5"	.945"	1.532" 38 teeth	Ring 8 holes	22	HO-19 <i>NA</i>
Code: 20NP, metal stamp: "T" 114 tooth ring gear; Lockup.						
	9.5"	.945"	1.532" 38 teeth	Ring 8 holes	22	HO-20 <i>NA</i>
Code: metal stamp: "H" 114 tooth ring gear; Lockup.						
	10.75"	.945"	1.532" 39 teeth	Ring 8 holes	22	HO-21 <i>H23</i>
Code: 8F, metal stamp: "8F" 122 ring gear; Lockup.						
PHOTO NOT AVAILABLE	10.25"	.945"	1.532" 38 teeth	Ring 8 holes	23	HO-22 <i>NA</i>
Code: PR, metal stamp: "L" 118 tooth ring gear; Lockup.						
PHOTO NOT AVAILABLE	9.625"	.945"	1.532" 38 teeth	Ring 8 holes	22	HO-23 <i>NA</i>
Code: PW4, metal stamp: "Y" w/o ring gear; Lockup.						



IMPORT

DIA Pilot Hub Mount Spline Part No.

BMW

**PHOTO -
SEE SECTION**

For Applications: See ZF section.
See GM 4L30E section (5L40E).

HYUNDAI

**PHOTO -
SEE SECTION**

For Applications: .
See Mitsubishi section.

ISUZU

**PHOTO -
SEE SECTION**

For Applications: .
See specific transmissions section.

IMPORT